

ROYAL PRINCESS PARABLE PARTY PACKET

Welcome to Our Royal Princess Party Event!

Recipes

Decorations and Activities

Princess Invitations

Celebrate

Joy

Grace

Hope

Faith

&

Charity

www.ThePrincessParables.c

Princesses Joy, Grace, Hope, Faith and Charity request the honor of your presence and hope you will join their enchanted celebration, whether as an extraordinary birthday with friends, a fancy Tea Party or a treasured mommy-daughter bonding. We will step outside fantasy and into the magical realism and authenticity of a loving and accepting God. Our Party Event will strengthen the belief that God made your little Princess special and designed her with destiny and purpose.

Seeking to carve out a more excellent and realistic milieu for our children...these little ones that are so literal and entrusted into our keeping for so short a time... the Royal Parable Princesses will inspire and enthusiastically motivate your child's fun and enjoyable experience.

The mission of *The Princess Parable Series* and *The Royal Princess Parable Packet* is to introduce and encourage our little girls to find contentment in serving others, not in serving oneself. The Royal Packet is perfect and carefully designed for girls ages 4-8. It uniquely includes a personal invitation from each Princess, detailed recipes, decoration ideas, activity cards with a specific character quality in the name of a Princess character, a Princess Parable Thought from the heart of the Princesses and instructions throughout that make it easy to create an event that is personalized and just right for the Princess in your life.

The innocent imagination of a small child and images of truth, hope, loyalty, joy, grace, charity and faith are a few of the magnificent opportunities that are ours when we accept the Royal Parable Princesses delightful invitation...

COME . . . CELEBRATE WITH US!

RECIPES

For your Royal Princess Parable Party



Celebrate Joy, Grace, Hope, Faith and Charity.
Celebrate your Princess

Join us as the “Princess Parable Series” inspires our Royal Party treats.

The five princesses of the King eagerly express hospitality in the pages of each of the five Princess books. They invite us to accompany them as they share their concepts, recipes and designs for an enchanting Royal Party.

ROYAL PRINCESS PARABLE RECIPE



Princess Hope's Cotton Candy Fizz

Hope means “happy anticipation of something good”. Hope’s bright pink punch is an exciting introduction to the festivities that will delight each princess attending your regal party.

NECESSITIES

- Vanilla Ice Cream
- Strawberry Soda

STEP BY STEP

Place one scoop of vanilla ice cream in each goblet and pour strawberry soda over the top. The bubbly punch will create a cotton candy-like fizz that may stream over the top of the glass and surprise your astonished princesses!

ROYAL PRINCESS PERSPECTIVE

Before serving the ice cream float, take time to stop and draw each heart together in a prayer of thanks.

*A true princess thanks God and others
for how they have benefitted her life.*

I Corinthians 4:7

This is called “gratefulness”.



Princess Faith's Dazzling Rainbow Cookies

These colorful gumdrops bites will delight your little princesses as they join you in decorating these dainty treats.

NECESSITIES

- 1 (17.5 ounce) bag of Sugar Cookie Mix
- ½ cup softened butter
- 1 large egg
- 1 tsp. peppermint extract
- 1 cup small assorted gumdrops, chopped
- Confectioners Sugar

STEP BY STEP

Preheat oven to 375. Spray mini muffin pans. Combine cookie mix, butter, egg, peppermint extract and gumdrops. Roll dough into 1-inch balls and place in each muffin cup. Bake 8-10 minutes. Cool completely and remove from pans. Frost with Princess Joy's Jazzy Frosting and top with rainbow colored gumdrops.

ROYAL PRINCESS PERSPECTIVE

Faith means "trust" or "belief". We don't always understand the events in our lives but we have assurance that God does.

A true princess rests in knowing God is in control of her circumstances and her job is to keep in harmony with Him and not worry about what is happening around her.

ROYAL PRINCESS PARABLE RECIPE



Princess Joy's Jazzy Cookie Frosting

NECESSITIES

- ½ cup of softened butter
- 7 ounce jar of Marshmallow Crème
- ¾ cups of Confectioners Sugar or 1 (8 ounce) frozen whipping crème
- tsp. of Vanilla
- Drops of milk until spreadable consistency

STEP BY STEP

In a medium bowl, combine ½ cup of butter and 1 (7-ounce) jar of Marshmallow Crème. Beat at medium speed with electric mixer until smooth. Gradually add 2 ¾ cups of confectioners' sugar or 1 (8 Oz.) frozen whipping topping. Add 1 t. of vanilla and milk until spreadable consistency. Coat each cookie and top with rainbow colored gumdrops.

ROYAL PRINCESS PERSPECTIVE

Joy means “delight”. Even though we are not always happy with the things that are happening around us and sometimes get discouraged, like Joy did before her Royal Party, God always helps us find Joy when we give thanks and don't complain!

A true princess knows that God has given her everything she needs for her present happiness. She can “delight” in His provision.



Princess Grace's Petite Treatwiches

Parties are always distinctive with a delectable selection of tempting nibbles. The princesses use soft, crust-less bread cut in cookie cutter shapes (hearts, rounds, fingers) in these small bites. They make a Royal Party very elegant when served on a crystal platter and garnished with fresh mint and edible flowers (pansy, nasturtium, calendula, violets and rose petals).

Delicate Nasturtium Hearts

Spread heart-shaped crust-less white bread with strawberry whipped cream cheese. Add fresh colorful Nasturtiums. So lummy!!

Posh Peanut Butter and Banana Fingers (or Hearts)

Mix extra crunch peanut butter, butter and honey together. Spread on one side of bread. Top with lots of thinly sliced bananas and sprinkle lightly with cinnamon and sugar. Best made with soft white bread on top and Honey Wheat on the bottom or use Smuckers Peanut Butter and Jelly sandwiches and cut with a heart cookie cutter!

Extravagant Tiny Reuben Rolls

Delicious Hawaiian Dinner Rolls cut open in half and the bottom spread lightly with Thousand Island dressing and topped with salty pastrami and melted Swiss cheese. Broil and top with dinner roll top.

Incredibly Excellent Egg Salad Morsel

Finger-shaped shepherds bread, spread with whipped cream cheese. Mix chopped egg, mayonnaise, mustard, sweet pickle relish, and salt and pepper. Cover and chill.

Lavish Chicken Salad

Finely chop chicken, celery, and walnuts. Mix in mayonnaise and a pinch of curry. Spread on soft round-shaped bread or mini croissants.

ROYAL PRINCESS PERSPECTIVE

Grace means "favor" or "blessing". God blesses us with the strength and desire to do what is right, even in times of trouble, if we belong to Him. We are important to Him and He always offers us love and protection . . . especially to those who know they need Him.

"God does not want any of these little ones to be lost."

A true princess understands that it is the lost ones that Jesus came to save.

Matthew 18: 12-14

ROYAL PRINCESS PARABLE RECIPE

Princess Charity's Chewy Chicken Nibbles



NECESSITIES

¾ cup flour
1 large egg
1 cup panko Japanese crumbs
2 Tbs. Dry Ranch Dressing Mix
1 pound boneless, skinless Chicken
Breasts, cut in 1" cubes
Vegetable Oil
Barbecue Dipping Sauce
Homemade Ranch Dressing

STEP BY STEP

In a small bowl, add flour.
In another small bowl, add egg.
In yet another small bowl, combine panko
crumbs, dry ranch dressing mix and salt.
Dredge chicken in flour, then egg and
coat with panko crumbs. Fry chicken for
5-6 minutes until golden brown and
cooked through. Use a decorative pick in
each piece and serve with Barbecue
Dipping Sauce and homemade Ranch Dressing.

ROYAL PRINCESS PERSPECTIVE

Charity means “sharing kindness and
brotherly love” with others. Princess
Charity had a courageous heart that
looked past herself to reach out to
another in need.

*A true princess gives kindness to other's
without expecting anything in return.*

This is true “Charity”.

1 Corinthians 13: 3

ROYAL PRINCESS PARABLE RECIPE



The Princesses Balboa Banana Pops

NECESSITIES

- 8 Bananas, peeled
- 8 Wooden Popsicle sticks
- 1 6-ounce package (1 cup) Semi-Sweet Chocolate Morsels or Milk Chocolate Morsels
- 1 Tablespoon Vegetable Shortening
- Chopped Nuts

STEP BY STEP

Insert wooden stick in end of each banana and freeze. Melt chocolate pieces over hot, not boiling water and stir in shortening. Coat each banana with chocolate mixture and roll immediately in nuts.

Wrap each banana pop in cellophane and freeze until ready to serve. Makes 8 pops.

ROYAL PRINCESS PERSPECTIVE

A true princess meets a need, difficulty or problem with a different point of view and a new perspective.

Luke 12:48

This is called "Creativity".



The Princesses Thirst-Quenching Luscious Lemonade

NECESSITIES AND STEP BY STEP

- 1 Large Can of Frozen Lemonade concentrate, thawed
or 1 cup fresh lemon juice and
add 1 cup of granulated sugar
- 1 Liter of lemon-lime soda or ginger ale
Lots of crushed ice in each glass
Drop lemon and lime slices on ice
and garnish with fresh mint sprigs.

ROYAL PRINCESS PERSPECTIVE

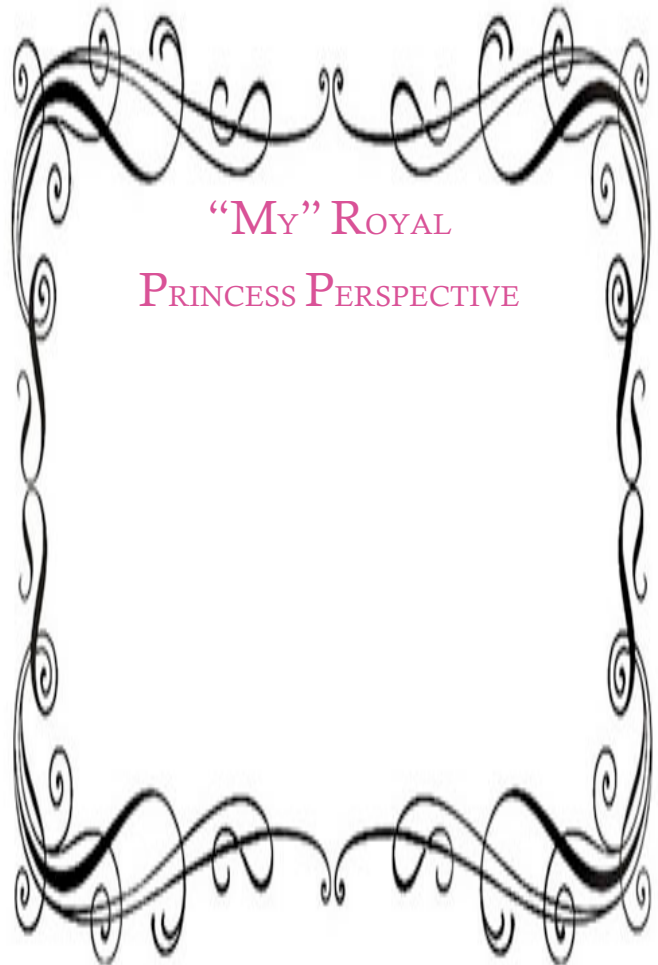
A true princess knows God's love
toward her is a gift and
she continually looks
for opportunities
to give love to others.

This is called "Compassion".

CREATE YOUR OWN ROYAL PRINCESS PARABLE RECIPE

NECESSITIES

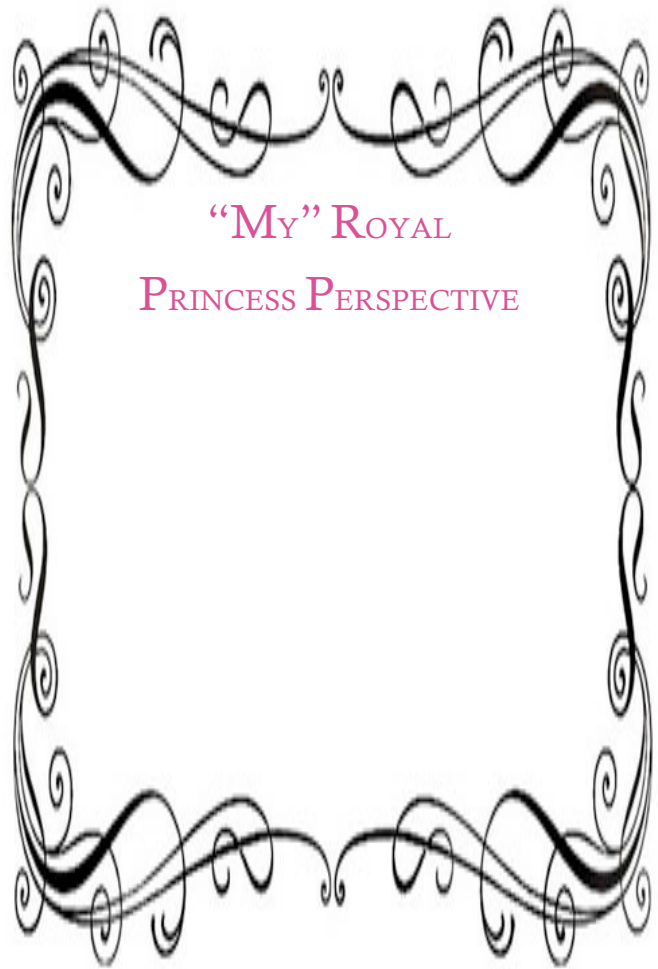
STEP BY STEP



CREATE YOUR OWN ROYAL PRINCESS PARABLE RECIPE

NECESSITIES

STEP BY STEP



ACTIVITIES

For your Royal Princess Parable Party



Celebrate Joy, Grace, Hope, Faith and Charity.
Celebrate your Princess.

ROYAL PRINCESS PARABLE ACTIVITY

A Regal Entry

“Enthusiasm is expressing with our spirit the joy we sense in our soul”. Greeting each of your guests as they make their appearance is your first opportunity to say thank you for their special friendship. Create a memory by snapping a picture of their first regal moment...



From the balloons on the stake in your lawn announcing, “The Party’s Here” to your front door that is magnificent in its regal representation, the party will begin before they step through the threshold.

NECESSITIES

- A few yards of colored Tulle
- Multi-colored ribbons or strung beads
- Tiaras, necklaces, bracelets, earrings, sparkly rings, glittering plastic slippers, multi-colored balloons and a stake for front lawn or planter (from 99Cent or Dollar Store)
- Markers, Glitter Pens and Poster Board for “The Party’s Here”
- A curtain rod with a spring for top of the door or
- Two large nails (for top corner of door frame to drape fabric)

ROYAL PRINCESS PERSPECTIVE

A true princess is “hospitable” and enthusiastically welcoming. She looks for every opportunity to express how unique each person is. She is blessed by their very presence!

STEP BY STEP POSSIBILITIES for communicating how extraordinary your guest is:

A few yards of colored Tulle from a fabric shop could be draped around the front door entry with tiaras, pearls and jewels intertwined in the ribbon that fastens the fabric to the door frame or streamers of ribbon or beads could cascade from the top of the door frame where the girls walk through to make a dramatic entryway. A spring curtain rod could drape fabric, table clothes (even sheets or light bedspreads), to fashion an enchanting entry fit for a princess.

Pedestaled green plants could be used on each side of the entry door or porch decorated with tiaras, fancy plastic slippers, glittery wands, jewelry and even, fluffy princess dresses, if you happen to have more than one, to enhance the salutation that “your guests are genuinely being loved by thoughtfulness”.

Inside the entry a “treasure” chest filled with tiaras, wands, necklaces and earrings fit for a little princess could welcome little princesses as your hostess invites them to pick one and helps them place a crown on each royal head.



Royal Reminiscence Puzzle

Being alert is part of being a true princess. Alertness is “being aware of that which is taking place around me so I can have the right response”. The girls will have fun testing their alertness as they apply all their senses to remembering what they saw on the crystal platter and what is missing!

NECESSITIES

- Jeweled Tiara
- Small Glass slipper
- Sequined Wand
- String of pearls or any shiny necklace
- Pair of sparkly earrings
- Fancy glove
- Dangly Bracelet
- Dazzling Ring
- Glittery Lip Gloss
- Facial Glitter
- Whatever you may have available that is small and Princess-perfect...

ROYAL PRINCESS PERSPECTIVE

A true princess is “alert” to the consequences of her words, actions, attitudes and thoughts. She is careful to pay attention to what is going on around her and listen to God’s leading through her parents and her past experiences. She tunes out distractions that would hinder her from being alert to the right things.

STEP BY STEP

Place your chosen objects on a decorative large tray.
Gather the girls together and introduce the items one by one.
Ask for a volunteer (or your princess) to leave the room.
Remove two or three items (depending on age of group) from the tray.
Invite her back into the room to guess which items are missing.
Allow each guest an opportunity to have a turn.



The Royal Scavenger Hunt

In the book “Princess Hope and the Hidden Treasure”, the princesses led us on a “hunt to find the greatest treasure ever found”. Our five princesses invite you to join them on another treasure hunt. Hide the items used in the Royal Reminiscence Puzzle and explain that someone has taken all the treasures that were on the crystal platter and hidden them. Hand them a list of what has been hidden and send them seeking as many as they can find. They have a limited amount of time and may want to team up to work faster!

When the time is up call them together and see how many of the items have been found. If there is one guest that has hunted but found nothing, ask if someone with more than one item would be willing to share. If no one offers, allow the guest to choose something else from the entry gifts.

ROYAL PRINCESS PERSPECTIVE

The kingdom of heaven is like treasure hidden in a field.
Matt. 13: 44-45 While finding the treasure we were hunting was a fun exercise, finding the greatest treasure in life would bring us to the greatest person who ever lived. Who do you think is the greatest treasure of all?

A true princess understands that all we have belongs to God. He wants us to be good stewards and use it for His purposes. Sharing with your princess-friends is being a genuine princess.

This is called “Generosity”.



The Game of Musical Thrones

The place of honor in the castle is the King's throne. Have each girl bring her chair and form a circle in the center of the room. Ask the girls if they had ever thought about God having a throne and one day we will see Him sitting on it. He is our sovereign King of Kings! This activity gives each princess an opportunity to demonstrate kindness and making others successful first, which is the attitude of our loving heavenly King toward us.

Announce that when the music plays the girls will walk around the circle of chairs. When the music stops everyone must sit down on the chair nearest her. One chair will be removed leaving one girl without a chair each round. The girls that are watching could clap and cheer on the ones still playing. Keep removing the chairs each round and the girl left standing gets the most robust cheer! There will be lots of giggles and rushing to be first for a seat!

ROYAL PRINCESS PERSPECTIVE

A true princess responds to others with kindness and love, not anger, impatience or "me-first" attitudes.

She is an encourager and looks to make others successful over her own personal desire to be first.

ROYAL PRINCESS PARABLE ACTIVITY



The Princesses Proof of Contentment Game

Are your princesses self-sensitive or sensitive toward others? In “Princess Charity’s Courageous Heart” we find a determined adventurous! A bit of a “tomboy”, her heart is challenged to make a decision that could impact an entire kingdom! She placed herself in danger to rescue the injured boy. Her brotherly love focused on the need of the hurting child instead of her personal safety and the danger that could come from helping him!

Let’s check our level of contentment, shall we? Place one pillow for each guest on the floor. Have each girl take a turn and try to feel the ping pong/tennis ball underneath one of the fluffy pillows. Do not tell the girls what is under the pillow. Allow them to respond spontaneously, guessing what could possibly be under the one pillow. Laughter will ensue as the one with the foreign ball will most certainly react with a resounding, “what is this??”

ROYAL PRINCESS PERSPECTIVE

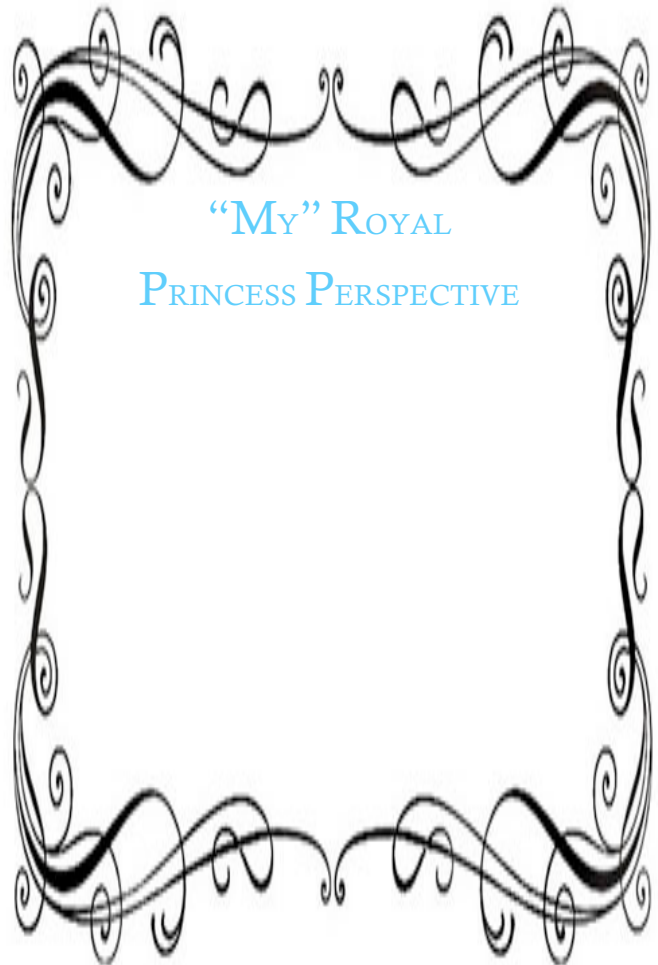
“Contentment” is not dependent on my circumstances. Sometimes a situation is not comfortable, but God always gives us eyes to see that being self-sensitive is our signal to turn that into a caring and sensitive attitude toward others, first! Charity means “giving brotherly love.” Would you offer your soft pillow for the one with the hard tennis/ping pong ball?

A true princess lives beyond herself and regardless of her discomfort, stretches to meet the need of others first.

BUILD YOUR OWN ROYAL PRINCESS PARABLE ACTIVITY

SUPPLIES

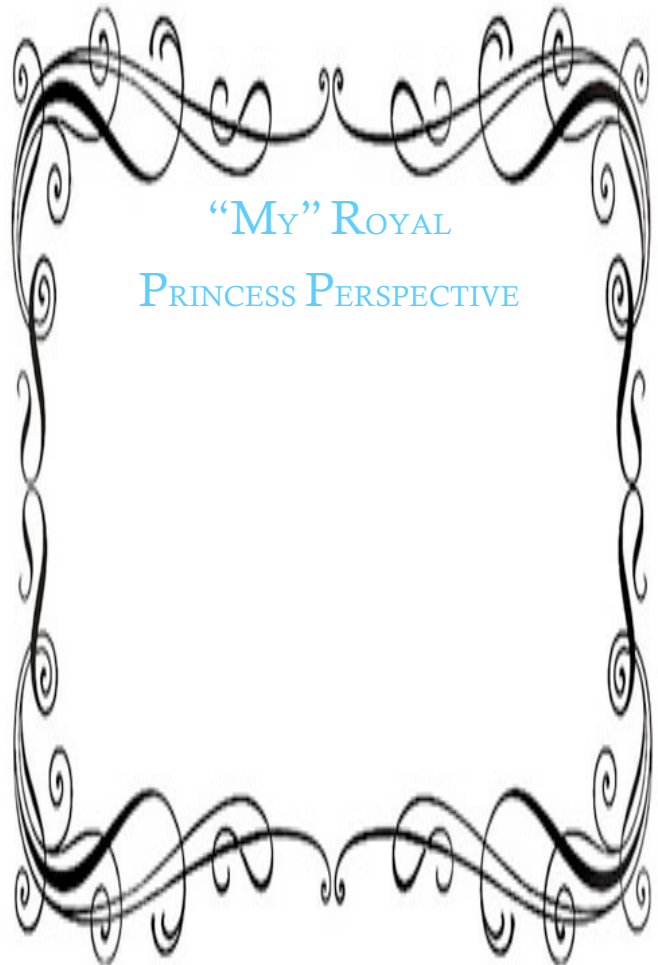
STEP BY STEP



BUILD YOUR OWN ROYAL PRINCESS PARABLE ACTIVITY

SUPPLIES

STEP BY STEP



**ROYAL PRINCESS PARABLE
INVITATIONS**
For your Royal Princess Parable Party



**Celebrate Joy, Faith, Grace, Charity and Hope
Celebrate your princess**



Royal Occasion: **A Princess Party**
Royal Address: _____

Royal Date & Time: _____

Royal Requests &
Special Instructions: _____



Royal Occasion: **A Princess Party**
Royal Address: _____

Royal Date & Time: _____

Royal Requests &
Special Instructions: _____



Royal Occasion: **A Princess Party**
Royal Address: _____

Royal Date & Time: _____

Royal Requests & Special Instructions: _____



Royal Occasion: **A Princess Party**
Royal Address: _____

Royal Date & Time: _____

Royal Requests & Special Instructions: _____



Royal Occasion: **A Princess Party**

Royal Address: _____

Royal Date & Time: _____

Royal Requests & Special Instructions: _____

Can't Wait to See You!!!

